

# WEISER<sup>®</sup>

HOME **SMART** HOME<sup>™</sup>

## KEY CONTROL<sup>™</sup> DEADBOLT



### PROVIDING ONE-KEY CONTROL FOR MULTI-FAMILY APPLICATIONS

#### Key Control

- Top concealed cylinder provides one-key control for the property manager
- Lower exposed cylinder allows unique user keys for the tenant
- Re-key your user or control cylinder at any time seconds
- Maintain key control throughout tenant and employee turnover

#### Increased Efficiency


- Re-key the lock without removing from the door
- Save time & money by re-keying yourself

Perfect for multi-family dwellings, student housing, assisted living and rental properties



Key Control Cylinder (Property Manager)

User Cylinder (Tenant)



Easily access the Key Control cylinder: **(1)** Insert the SmartKey Tool into the slot at bottom of cylinder cover **(2)** Rotate cover clockwise to expose the Key Control cylinder. **(3)** Now you have access to the Key Control cylinder. Use tool to rotate counter-clockwise back to user's keyway when appropriate.

\*Cylinder cap removed to show both cylinders



SmartKey Tool

# THE SMART ALTERNATIVE TO MASTER KEYING

## BOTH CYLINDERS FEATURE SMARTKEY® RE-KEY TECHNOLOGY

- 1a Concealed Key Control cylinder has a unique patented keyway to provide increased security. Simply rotate the cylinder cap to expose the cylinder for use.
- 1b User cylinder utilizes the SmartKey keyway and keys.
- 1c Gear assembly enables both cylinders to lock or retract the deadbolt latch.

## CERTIFIED GRADE 2 ANSI/BHMA SECURITY

### BUMPGUARD™

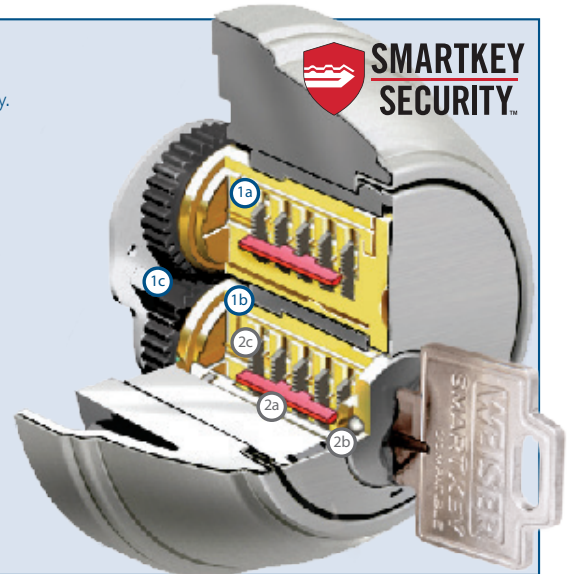
- 2a Patented side locking bar technology offers improved security by protecting against lock bumping, an attack on conventional pin & tumbler locks.

### DRILL RESISTANCE

- 2b Cylinder uses two steel balls inserted into the front of the key face to resist attacks from drilling.

### PICK RESISTANCE


- 2c Superior SmartKey withstands the highest level of UL pick testing, the UL 437, Par. 11.6.



## SPECIFICATIONS:


<b>Standard Door Prep</b>	Cross Bore 2-1/8". Edge Bore 1" Latch Face 1" x 2-1/4"
<b>Door Thickness</b>	1 3/8" – 1 3/4"
<b>Cylinder</b>	2 SmartKey® cylinders: 1 standard SmartKey for users, 1 unique patented keyway for 1-Key Control
<b>Faceplate</b>	1" x 2-1/4"
<b>Strike</b>	1-1/8" x 2-3/4"
<b>Bolt</b>	1" throw
<b>ANSI/BHMA</b>	A156.5 Grade 2
<b>ADA</b>	Interior turn piece meets 4.13.9 ADA
<b>UL</b>	Meets 3 hour fire rating for all UL functions when fronted latches used. ULRef#R10923. Meets 20 minute with drive-in latch.

## FINISHES:



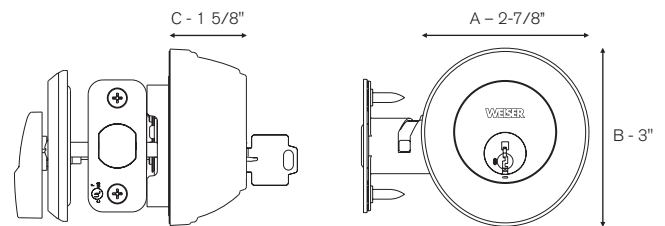
3 Polished Brass    11P Venetian Bronze    15 Satin Nickel    26D Brushed Chrome

## FUNCTIONS:



**GCD 9571 Key Control Deadbolt**  
**GCD 9571 UL Key Control Deadbolt**  
 Deadbolt operated by key outside and thumb turn inside.

## DIMENSIONS:



## EASILY RE-KEY IN 3 SIMPLE STEPS:

- 1 Insert functioning key & turn 1/4 turn clockwise.
- 2 Insert & remove the SmartKey learn tool. Remove functioning key.
- 3 Insert new key and turn 1/2 turn counter-clockwise. Your lock is now re-keyed!

You must have your functioning key & your SmartKey tool for the system to work.

